
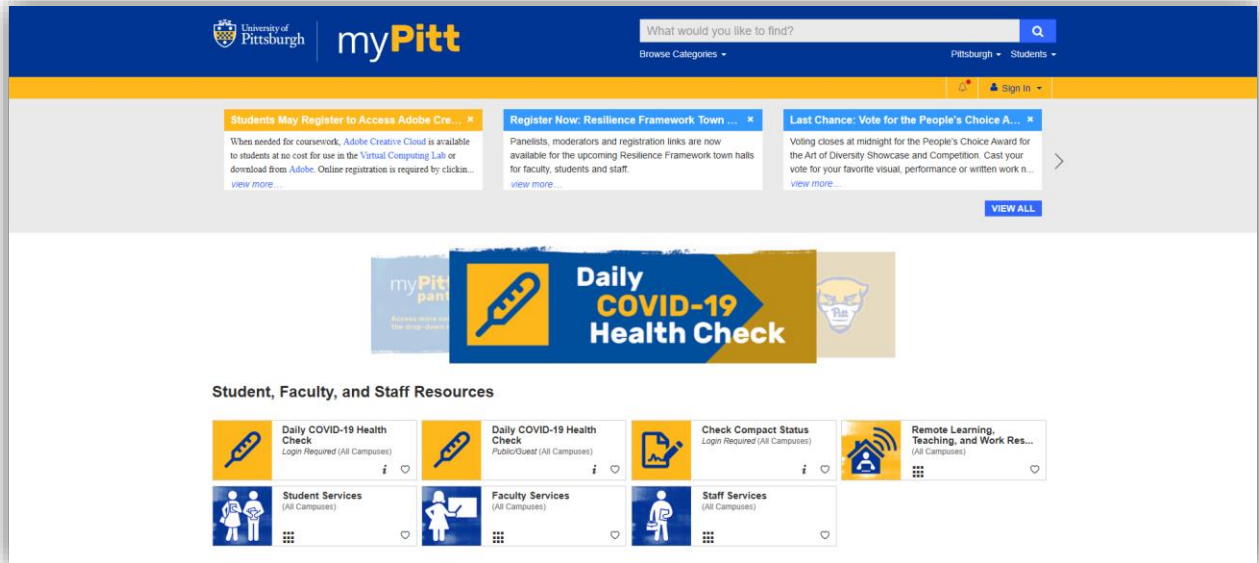
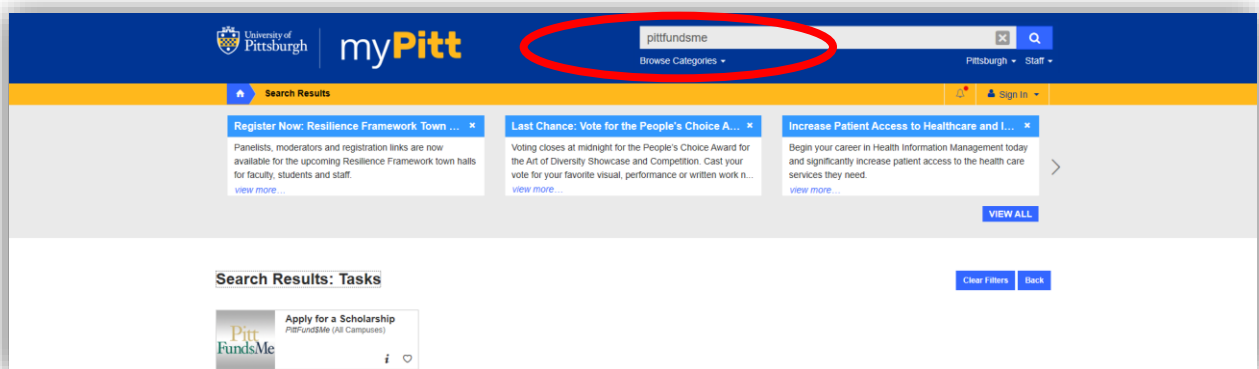


SCI Scholarship Application Instructions

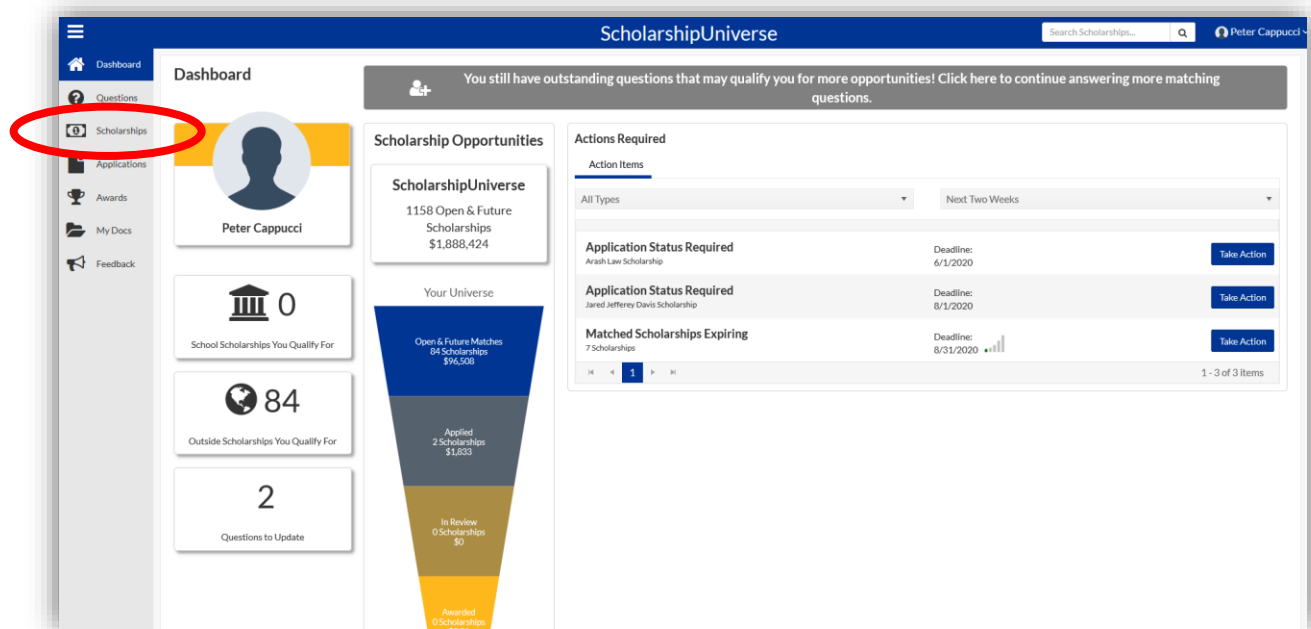
1. Login to my.pitt.edu and click on the “PittFund\$Me” icon



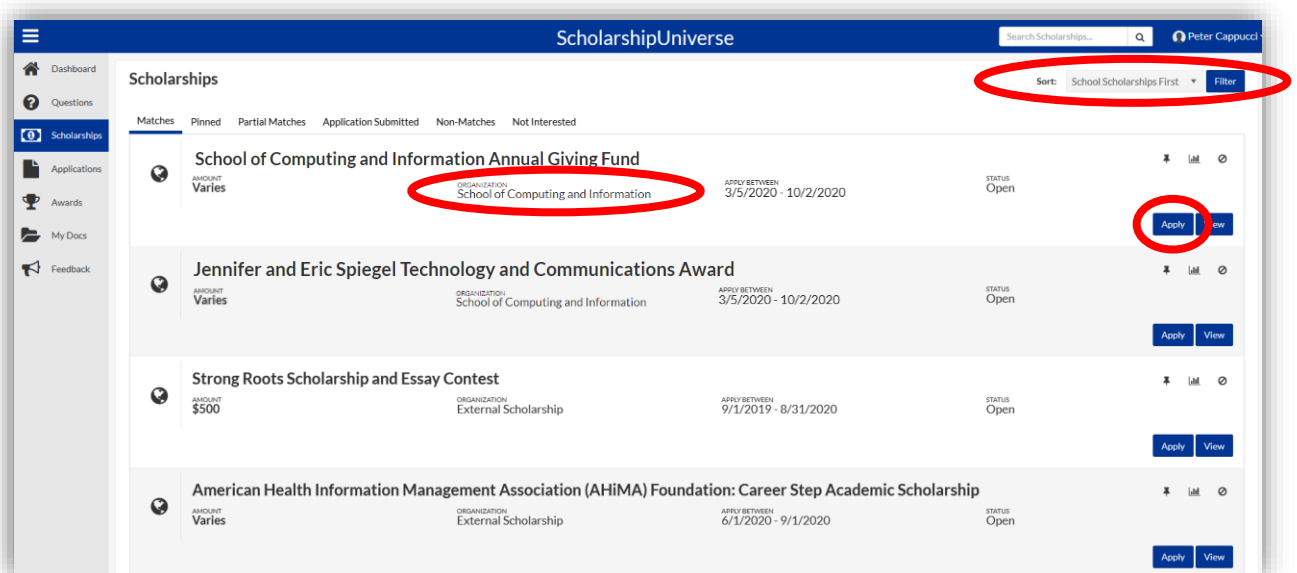
Note: If the icon does not appear use the search box with keywords: 'pittfund\$me', 'pittfund\$me' or 'scholarships'



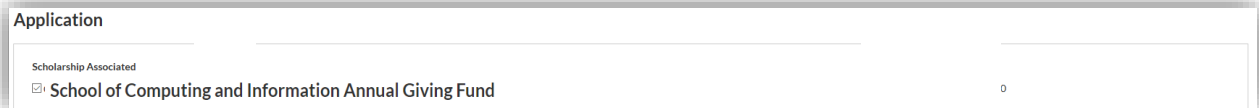
2. Select the icon and you will be directed to the PittFund\$Me Student Dashboard. Select the “Scholarships” tab on the left side menu



3. The Scholarships page will list all scholarships for which you are eligible. The default sort option is “School Scholarships First”. Click “Apply” on all SCI scholarships for which you are eligible to complete the required applications



4. The Application will start with a listing of all SCI scholarships for which you are applying. The default option is to apply to all scholarships for which you are eligible. In some cases, you will be completing an application for one particular scholarship. Remember to navigate back to your scholarships page to apply to other SCI Scholarships with separate applications.

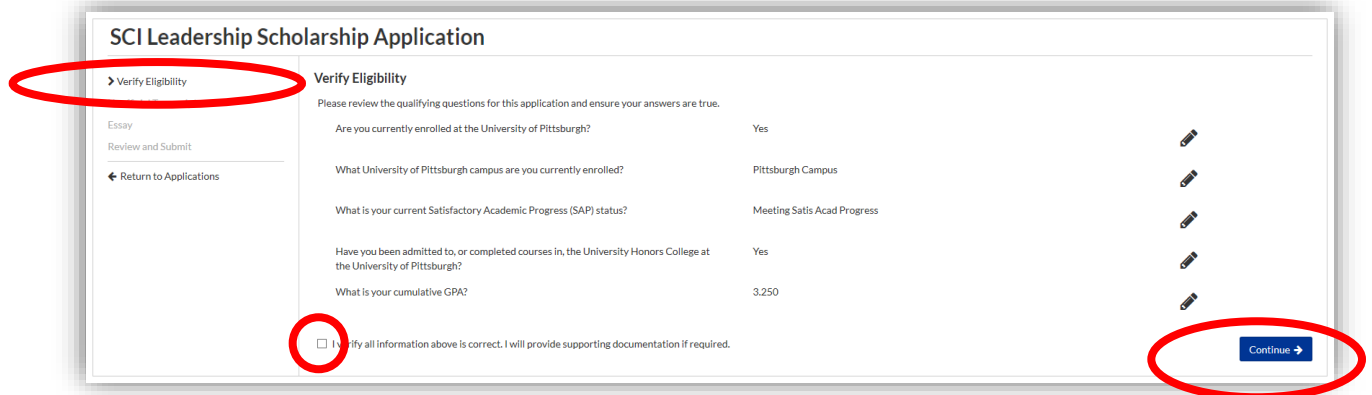


Application

Scholarship Associated

☒ School of Computing and Information Annual Giving Fund 0






5. The next page of the application pre-populates (from PeopleSoft) a number of fields. Verify the information provided, check the verification box and click continue



SCI Leadership Scholarship Application

Verify Eligibility

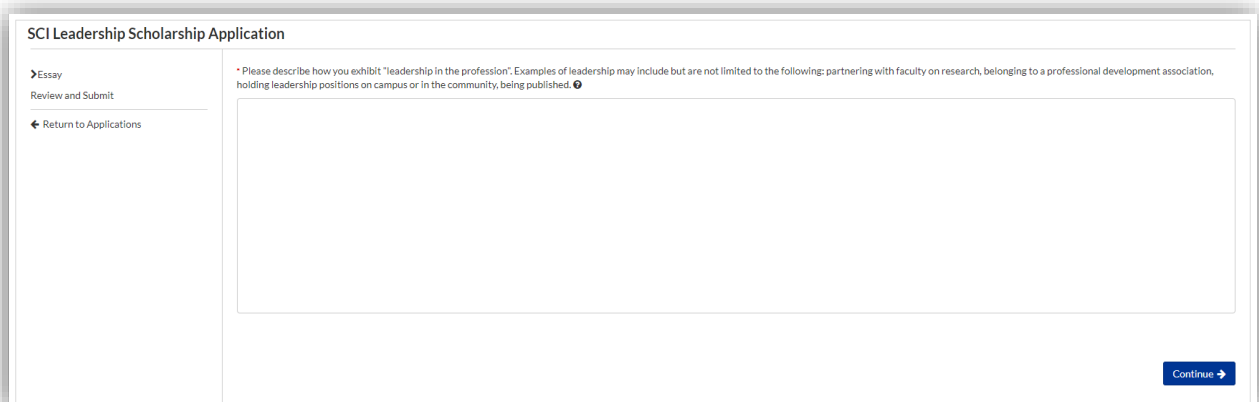
Please review the qualifying questions for this application and ensure your answers are true.

Are you currently enrolled at the University of Pittsburgh?	Yes	
What University of Pittsburgh campus are you currently enrolled?	Pittsburgh Campus	
What is your current Satisfactory Academic Progress (SAP) status?	Meeting Satis Acad Progress	
Have you been admitted to, or completed courses in, the University Honors College at the University of Pittsburgh?	Yes	
What is your cumulative GPA?	3.250	

☐ I verify all information above is correct. I will provide supporting documentation if required.

Continue →

6. Complete each tab of the application by following the instructions



SCI Leadership Scholarship Application

Essay

Please describe how you exhibit "leadership in the profession". Examples of leadership may include but are not limited to the following: partnering with faculty on research, belonging to a professional development association, holding leadership positions on campus or in the community, being published. ⓘ

Continue →

7. Review your answers on the final screen of the application and click submit at the bottom of the page.
Edits cannot be made after clicking submit

This screenshot shows the final review screen for the SCI Leadership Scholarship Application. On the left side, there is a navigation menu with two options: "Review and Submit" (highlighted with a red circle) and "Return to Applications". The main content area contains the title "SCI Leadership Scholarship Application" and a text prompt: "Please describe how you exhibit 'leadership in the profession'. Examples of leadership may include but are not limited to the following: partnering with faculty on research, belonging to a professional development association, holding leadership positions on campus or in the community, being published." Below this prompt, it states "No answer provided". At the bottom left, there is a "Previous" button. At the bottom right, there is a blue "Submit" button (highlighted with a red circle).

Note: You may exit the application prior to final submission and come back to it at a later time. To do so, click on the "Applications" link along the left side of the Student Dashboard and click "Continue."

This screenshot shows the "Applications" page on the ScholarshipUniverse website. The left sidebar contains a navigation menu with "Applications" highlighted (circled in red). The main content area shows the "SCI Leadership Scholarship Application" with details: "In Progress (1)", "Submitted (1)", "ACADEMIC YEAR: None", "ORGANIZATION: School of Computing and Information", and "SECTIONS: 2". At the bottom right, there is a blue "Continue" button (circled in red). The top of the page features the "ScholarshipUniverse" header, a search bar, and a user profile for "Peter Cappucci".